



**SECURITY BOSS  
MANUFACTURING LLC**

## Best Pet Doors by Design™

Security Boss Manufacturing LLC specializes in the production of the very best quality pet doors for both residential and commercial environments. Choose models that offer weather protection for even the most extreme environments, both hot and cold.

Our pet doors have an earned reputation for being the Best Insulating, Best Sealing Most Secure available.

We offer quality products that are customer and pet friendly and can be maintained forever or even upgraded for higher performance.




**In-Glass Pet Doors**



**In Walls**



**In Doors**




**Screens**



**French Panels**

**MAXSEAL HIGH PERFORMANCE  
PET DOORS**



**THE BEST PET DOORS  
BY DESIGN™**

SECURITY BOSS MANUFACTURING LLC  
3170 Airport Road  
La Crosse WI 54603  
Phone: 608-397-1562  
Email: [mvr@securitybosspetdoors.com](mailto:mvr@securitybosspetdoors.com)  
[www.securitybossmanufacturing.com](http://www.securitybossmanufacturing.com)



# MAXSEAL PET SOLUTIONS FOR YOUR HOME




## *BEST BY DESIGN...ENGINEERED TO LAST*

### HOW TO CHOOSE THE RIGHT PET DOOR SIZE

Choose a pet door size that clears the tallest pets back by 1.5 to 2 inches, and is low enough to the ground to easily step through.

A simple way to test the WIDTH of a pet door is to open a door in your house the width you are considering...call your pet through and see if they hit the sides or have ample room!

#### SELECT THE RIGHT SIZE PET DOOR



### MAXSEAL PET DOOR SIZES

SIZE	PET OPENING	RECOMMENDED FOR
<b>Small</b>	<b>6" w x 7.5" h</b>	Cats & Dogs up to 14 lbs.
<b>Small Medium</b>	<b>7" w x 9" h</b>	Large Cats, Small Dogs to 15 lbs., Papillon, Havanese, Shih Tzu, Bichon, Yorkshire Terriers
<b>Medium</b>	<b>9" w x 12" h</b>	Cavalier King Charles, female Pugs, Jack Russell Terriers
<b>Large</b>	<b>11" w x 16" h</b>	Cocker Spaniels, Shetlands, Shar Pei, Wheaten Terriers, Whippets
<b>Tall</b>	<b>11" w x 20" h</b>	English Springer, Standard Poodles, female Labradors, Samoyed, Dalmatians
<b>Tall Grand</b>	<b>11" w x 25" h</b>	Female Chesapeake Bay Retrievers, Boxers, Greyhounds, female Golden Retrievers
<b>XL Grand</b>	<b>12" w x 24" h</b>	Male Golden Retrievers, Collies, German Shepherds, Large Irish Setters
<b>Wide Tall</b>	<b>15" w x 20" h</b>	Large male Labradors, Large Rottweiler, Ridgebacks
<b>Mammoth</b>	<b>15" w x 24" h</b>	Dobermans, large German Shepherds, Landseer, Most Mastiff breeds
<b>Behemoth</b>	<b>15 3/4" w x 32" h</b>	Irish Wolf Hounds, St. Bernard, Great Danes, giant breeds or large dogs needing additional room due to mobility and arthritic problems


#### Choose Single or Dual Flap

*The Dual Flap Models will offer the best weather protection for both hot & cold climates*

#### Frame Color Options

<b>Tabernacle Grey</b>	<b>Light Ivory</b>
<b>Grey Aluminum</b>	<b>Beige</b>
<b>White Aluminum</b>	<b>Beige Brown</b>
<b>Signal White</b>	<b>Earth Brown</b>
<b>Pearl White</b>	<b>Traffic Black</b>

#### Security Panel Color Options



SECURITY BOSS MANUFACTURING LLC  
3170 Airport Road  
La Crosse WI 54603  
Phone: 608-397-1562  
Email: [mvr@securitybosspetdoors.com](mailto:mvr@securitybosspetdoors.com)  
[www.securitybossmanufacturing.com](http://www.securitybossmanufacturing.com)