




**SECURITY BOSS  
MANUFACTURING LLC**

## Best Pet Doors by Design™

Security Boss Manufacturing LLC specializes in the production of the very best quality pet doors for both residential and commercial environments. Choose models that offer weather protection for even the most extreme environments, both hot and cold.


Our pet doors have an earned reputation for being the Best Insulating, Best Sealing Most Secure available.

We offer quality products that are customer and pet friendly and can be maintained forever or even upgraded for higher performance.



SECURITY BOSS MANUFACTURING LLC  
3170 Airport Road  
La Crosse WI 54603  
Phone: 608-397-1562  
Email: [mvr@securitybosspetdoors.com](mailto:mvr@securitybosspetdoors.com)  
[www.securitybossmanufacturing.com](http://www.securitybossmanufacturing.com)

IN-GLASS PET DOORS



THE BEST PET DOORS  
BY DESIGN™



# IN GLASS PET DOOR INFO

## Pet Door Sizing for the MaxSeal In-Glass Pet Door

### Sizing Guidelines:

Keep a minimum distance of 1.5" to 2" between the tallest dogs shoulders and the top of the pet opening.

Choose a pet door size that will allow for enough room on the sides. A simple way to test a given pet opening width is to open an interior door in the house to mimic the selected pet opening width. The biggest dog should not hit the sides.



### In-Glass Model Reference Information

SIZE	PET OPENING	NOTCH REQUIRED
<b>Small</b>	6" x 7.5"	9 5/8" x 10 13/16"
<b>Small/Medium</b>	7" x 9"	10 5/8" x 12 5/16"
<b>Medium</b>	9" x 12"	12 5/8" x 15 5/16"
<b>Large</b>	11" x 16"	14 5/8" x 19 5/16"
<b>Tall</b>	11" x 20"	14 5/8" x 23 5/16"
<b>Tall Grand</b>	11" x 25"	14 5/8" x 28 5/16"
<b>XL Grand</b>	12" x 24"	15 5/8" x 27 5/16"
<b>Wide Tall</b>	15" x 20"	18 5/8" x 23 5/16"
<b>Mammoth</b>	15" x 24"	18 5/8" x 27 5/16"
<b>Behemoth</b>	15 3/4" x 32"	19 3/8" x 35 5/16"


### Choose between SINGLE or DUAL Flap Models

*The Dual Flap Models are designed for Customers who want the best weather protection for both hot and cold climates.*

#### Frame Color Options:

<b>Tabernacle Grey</b>	<b>Light Ivory</b>
<b>Grey Aluminum</b>	<b>Beige</b>
<b>White Aluminum</b>	<b>Beige Brown</b>
<b>Signal White</b>	<b>Earth Brown</b>
<b>Pearl White</b>	<b>Traffic Black</b>

#### Security Panel Color Options



SECURITY BOSS MANUFACTURING LLC  
3170 Airport Road  
La Crosse WI 54603  
Phone: 608-397-1562  
Email: [mvr@securitybosspetdoors.com](mailto:mvr@securitybosspetdoors.com)  
[www.securitybossmanufacturing.com](http://www.securitybossmanufacturing.com)